

UltraNano

Micro Spectrophotometer

UltraNano Micro Spectrophotometer with built-in 7-inch color touch screen, can accomplish all detection functions without connecting to a computer. The device comes with an intuitive user interface, and the compact design saves valuable laboratory space.

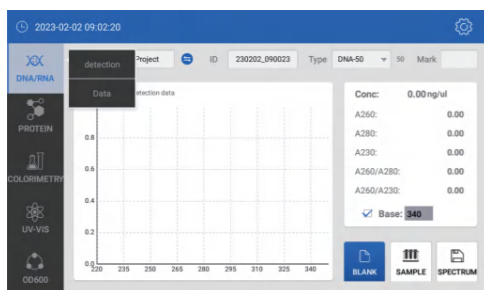
The device has wide application in molecular biological experiments, such as DNA, RNA, protein detection.



**Micro volume samples
low to 0.5uL**



**Fastest detection
time: within 6 seconds**



**Wider detection concentration
range: 0.2~15000 ng/uL**

**Bigger detection range
covering UV Visible: 200~800 nm**

UltraNano

Micro Spectrophotometer

Features

Large size color touch screen:

Built-in 7-inch high-resolution color screen for more detection information, all operations can be done on the screen.

Wider detection range:

The 0.05 mm minimum detection path length, combined with a new generation of spectrometers, increases the maximum detection concentration to 15,000 ng/uL and the lowest detection concentration as low as 0.2ng/uL dsDNA.

Vary models for your choice:

According to different demands, you can choose different models of products, the full wavelength or the fixed wavelength, micro volume or cuvette, to meet the flexible detection needs. The cuvette module has a heating stirrer function.

Customizable wavelength:

Built-in spectrometer, fixed wavelength model, can be upgraded to any wavelength configuration in the wavelength range according to your needs.

Light status prompt:

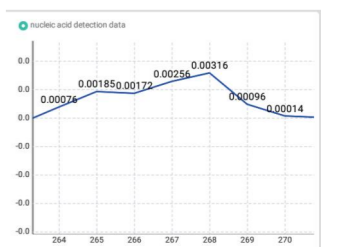

The lighting strip around the test stand flashes with different states to show the detection process straightforwardly.

Android operating system:

The machine has built-in operating system and detection software, without need a computer. Graphical touch operation is more in line with user friendly design and improves work efficiency.

Stable and reliable detection value:

Both low concentration and ultra-high concentration of nucleic acid can be stably and accurately detected.



UltraNano

Micro Spectrophotometer

Technical Specification

Model	UltraNano
Detector	2048-element linear silicon CCD array
Light Source	Xenon flash lamp
Sample Volume	0.5~2.0 μ l
Path Length	0.05mm, 0.2mm, 1.0mm
Wavelength	200~800nm; cuvette (OD600): 600 \pm 8nm
Wavelength Accuracy	1nm
Spectral Resolution	\leq 3nm (FWHM at Hg 546nm)
Sample pedestal	304 Stainless steel and Quartz fiber
Absorbance Range	0.02~300A; Cuvette (OD600): 0~12A
Absorbance Precision	0.003Abs
Absorbance Accuracy	1% (7.332 Abs at 260nm)
Max. Concentration	2~15000ng/ul (ds DNA)
Measurement Time	< 6S
Operation System	Android
Data Export	USB
Power Supply	110~220V, 50/60Hz
Power Consumption	48W
Standby Power	5W
Dimension (WxDxH)	270x210x196 (mm)
Weight	3.5kg

Accurate, you can trust!

